



**AMERICANISM
COMMITTEE
MANUAL**



Grand Lodge Americanism Committee

www.elks.org/grandlodge/americanism

**BENEVOLENT AND PROTECTIVE ORDER OF ELKS
OF THE UNITED STATES OF AMERICA**

A Fraternal Organization

Elks Care – Elks Share

HONOR OUR FLAG

I Pledge Allegiance to the Flag

Of the United States of America,


And to the Republic for which it

Stands, One Nation Under God,

Indivisible, with Liberty and Justice

for All.





THE GOALS OF AMERICANISM



The ambition and goal of the Americanism Committee is to quicken the spirit of American patriotism and to stimulate an awareness — a genuine feeling of pride and respect toward patriotism — so that we as Members of the Benevolent and Protective Order of Elks will become constant reminders to the people of our Nation that America truly means freedom and that **Elks CARE and Elks SHARE.**

The Committees on Americanism — Grand Lodge, State and Local — are charged with implementing the patriotic activities of the Order and its Subordinate Lodges. Each Lodge should take part in as many of these programs as possible in order to accomplish a diversified impact for Americanism in their area.

LODGE AMERICANISM PROGRAM:

As Exalted Ruler, you should:

- 1) First select good Committee Members. The Americanism Committee needs leaders with enthusiasm to instill and inspire Americanism in our Members and communities.
- 2) Go over this Americanism Manual and plan your activities incorporating your own ideas as well.
- 3) In order to have an effective program, it is imperative to set a time schedule for events and have a budget that incorporates these activities.
- 4) Check with your Chairman periodically to make sure he or she is functioning and has all the materials to carry out the Americanism programs of the Lodge.
- 5) Have your Chairman keep a record of each event and prepare a brochure for judging in the Americanism Brochure Contest.

We hope this manual will help you build a successful Americanism program. With a little work, together we can achieve our goals.

LODGE AMERICANISM PROGRAMS AND ACTIVITIES

(Basics for Americanism Brochure Contest)

* FLAG PROGRAMS

- a) Fly Flag Day and Night
- b) Flag-Flying Calendar
- c) Present Flag (and/or Flagpole) to Community
- d) Present Flags to New Residents of Community
- e) Flag (and/or Flagpole) Dedication Ceremony
- f) Present Classroom Flags to Every School
- g) Flag Presentation to Boy/Girl Scouts
- h) Flag Retirement Program
- i) Replace Worn-out Flags

* COMMUNITY ACTIVITIES

- a) Honor New American Citizens
- b) Honor Citizens for Outstanding Service
- c) Honor Award for News Media
- d) "Get Out and Vote" Program
- e) Cooperate with Local Service Clubs
- f) Work with School Boards, PTAs, etc.
- g) Flag History Display
- h) Conduct Veterans Remembrance Program
- i) Participate in Parades (4th of July, Christmas, Memorial Day, etc.)

* LODGE ACTIVITIES

- a) Heritage Corner
- b) Flag Day
- c) Law and Order Night or Day at the Lodge
- d) National Patriotism Week
- e) Lodge Programs for Veterans in Hospitals

* PUBLICITY/PUBLIC RELATIONS ACTIVITIES

- a) Distribute "Honor Our Flag" Decals
- b) Distribute "About Our Flag" Booklet
- c) Display "Honor Our Flag" Billboards/Placards

* AMERICANISM CONTEST

- a) Americanism Essay Contest 5th, 6th, 7th & 8th Grades
- b) Lodge Americanism Brochure Contest
- c) Lodge Poster/Coloring Book Contest

* OTHER PROGRAMS AND ACTIVITIES

- a) Other Displays for Community Special Days
- b) Distribute "Citizens Rule Book"
- c) Distribute "Flag Code"
- d) Distribute American Flag Lapel Pins
- e) Present Recognition Certificates for Flying Flag
- f) Distribute Children's Pledge Kits to Schools
- g) Distribute Pledge of Allegiance Wallet Cards to Schools
- h) Your Ideas to show that Elks are Leaders in Americanism
- i) Your own programs/activities not listed


Please refer to the latest annual 4-Page Americanism Manual Supplement for possible updates

* **E-MAIL** • *(order Americanism items)* shipping@elks.org


• **(Grand Secretary's Office)** grandlodge@elks.org

**"THE VALUES WE IMPART TO OUR CHILDREN TODAY
WILL BE THE VALUES OF OUR NATION TOMORROW!"**


FLAG ETIQUETTE



When the Flag of the United States is displayed in a manner other than by being flown from a staff it should be displayed flat, whether indoors or outdoors. When displayed either horizontally or vertically against a wall, the union should be uppermost and to the Flag's own right, i.e., the observer's left. When displayed in a window it should be the same way. The Flag should never be draped or used as a decoration to replace bunting.



When displayed over the middle of the street, as between buildings, the Flag of the United States should be suspended vertically with the union to the north on an east-and-west street and to the east on a north-and-south street.




When flown at half-staff, the Flag is first hoisted to the peak of the staff and lowered to half-staff. Before lowering the Flag for the day it is again raised to the peak and then lowered. On Memorial Day, the Flag is displayed at half-staff from sunrise until noon and at full-staff from noon until sunset.




When used on a speaker's platform, the Flag, if displayed flat, should be displayed above and behind the speaker. It should never be used to cover the speaker's table nor to drape over the front of the platform. If flown from a staff it should be on the speaker's right.

FLAG ETIQUETTE




When displayed from a staff in a church or public auditorium, the Flag of the United States of America, should hold the position of superior prominence, in advance of the audience, and in the position of honor at the clergyman's or speaker's right as he or she faces the audience. Any other flag so displayed is to be placed to the speaker's left as he or she faces the audience. Prior to the Flag Code changes in 1976, the display procedure was somewhat different. Now the staffed Flag should always be placed to the right of the speaker without regard to a platform or floor level.




When a number of flags are grouped and displayed from staffs, the Flag of the United States should be in the center or at the highest point of the group.

When it is displayed with any other flag against a wall or in the open, from crossed staffs, the flag of the United States should be on the right, the flag's own right, and its staff should be in front of the staff of the other flag.



When carried in a procession with another flag or flags, the Flag of the United States should be either on the marching right, i.e., the Flag's own right, or when there is a line of other flags, the Flag of the United States may be in front of the center of that line.



To fold the Flag ceremoniously, first fold it lengthwise, bringing the striped half up over the blue field. Then repeat, with the blue field on the outside. Beginning at the lower right, make a series of triangular folds until the Flag resembles a cocked hat with only the blue field visible.

PRESENT A FLAG AND/ OR FLAGPOLE TO EACH COMMUNITY

“Stars and Stripes Forever” Program



Presenting a flagpole and Flag to each of our communities has a tremendous potential to demonstrate the patriotic bent of our Order. Part of this program would be our promise to maintain the Flag and its presence in the future. City parks, town squares, schools, ballparks, cemeteries, any place a Flag can fly with respect is a candidate for this activity.

At a pre-publicized occasion, dedicate the installation with a Flag-raising ceremony, accompanied by the playing of the National Anthem. Military reserve units or veterans organizations will add a special touch to your ceremony.

SUGGESTIONS FOR A DEDICATION CEREMONY

Designate someone to open the ceremony with a brief speech, five to ten minutes, explaining the reason for the presentation and its significance to the community or group receiving it.

The person designated to make the actual presentation of the Flag and pole is then introduced. He or she should give a short presentation describing our Flag and its meaning to every American.

Appropriate material for both of these speakers can be found in the Flag Day Ritual appearing in the Rituals of Special Services on file in every Lodge. Additional comments relating to each community make these speeches more meaningful.

After the presentation, a person representing the group to whom the dedication is being made should make a brief acceptance speech. A principal speaker could serve this function; otherwise the speaker should be introduced after the acceptance speech.

Be sure to provide appropriate music during the ceremony, if possible. Particularly, work in Boy or Girl Scout troops or veterans organizations if time permits. But maximum value and success can be achieved only if as many of the Lodge's membership as possible participate in the presentation.

PRESENT CLASSROOM FLAGS TO EVERY SCHOOL





The goal of the Classroom Flag Program is to ensure that every classroom contains an American Flag in good condition. To make it easy for all the Lodges to implement this important program, a two- by three-foot cotton United States Classroom Flag with bracket and spearhead staff, **Code No. 540500**, can be purchased from the office of the Grand Secretary (shipping@elks.org).

If classroom Flags are not needed in your area, why not present to the principal of each school a set of seven Historical Documents for a Heritage Corner? The complete set is available from the Grand Secretary.
(Order Heritage Corner Kit — Code No. 571400)

Write an article with a photograph of the presentation, and take it to the editor of your local newspaper for publishing.

HISTORY OF THE FLAG IN THE CLASSROOM



Several Lodges have been teaching the “History of the Flag” to elementary school students. The Grand Lodge Americanism Committee is aware of two versions of this program. Version One follows our Flag Day Program very closely and has students read the history of each Flag and is designed for older students.




Version Two relies on questions and answers to get the students involved and works very well with younger students. It also uses the following graphics for illustration.

Flag of Great Britain
Pine Tree
Other Tree
Fort McHenry

3 masted ship
Pine Tree Trunk
5 Star in one snip
Folding the Flag


It has been suggested that you talk to one of the teachers or a counselor to determine which version would be more appropriate for the group you will be addressing.

Examples of both versions and graphics are on the Grand Lodge Americanism Website.



A HERITAGE CORNER

FOR YOUR SCHOOLS, CITY HALL AND FOR YOUR LODGE



Our basic Freedoms rest on the Declaration of Independence and the Bill of Rights. An impressive arrangement of these and other documents will permit your Members and others to review these important provisions and to rededicate themselves to the full performance of their duties as American citizens.


ELKS ARE PROUD OF THIS HERITAGE. Each Lodge should set apart a small area as the “HERITAGE CORNER” in permanent tribute to the principles expounded by the responsible trust passed to us through the years. Historic documents, all suitably framed and mounted, together with items of local interest should be on display.

The following documents are included in a “Heritage Corner” Kit:

- The Bill of Rights
- Declaration of Independence
- Elks Resolution on Law and Order
- Elks Declaration of American Principles (*see page 13*)
- The Constitution
- The Monroe Doctrine
- The Gettysburg Address



Order Code No. 571400 from the Grand Secretary’s office (shipping@elks.org)



FLAG-FLYING CALENDAR

The following calendar outlines dates that are specifically noted in the Public Law as occasions when our Flag should be displayed. It decrees that the Flag should be displayed on all days, especially:

January 1st:	New Year's Day
3rd Monday each January:	Martin Luther King Jr.'s Birthday
February 12th:	Lincoln's Birthday
3rd Monday in February:*	Washington's Birthday & Presidents' Day
Week following:	National Patriotism Week
March/April:	Easter
2nd Sunday in May:	Mother's Day
3rd Saturday in May:	Armed Services Day
Last Monday in May:*	Memorial Day (<i>fly at half-staff until noon</i>)
June 14th:	Flag Day
3rd Sunday in June:	Father's Day
July 4th:	Independence Day
1st Monday in September:	Labor Day
September 11th:	National Patriots Day (<i>fly at half staff</i>)
September 17th:	Constitution Day (<i>Citizenship Day</i>)
2nd Monday in October:	Columbus Day
1st Tuesday in November:	Election Day
November 11th:	Veterans' Day
4th Thursday in November:	Thanksgiving Day
December 25th:	Christmas Day



**Federally designated Celebration Day*

*PLUS Anniversary Date of your Town's Founding and Date of your State's Admission to the Union, as well as any other such days as proclaimed by the President of the United States, and on State and Municipal Holidays.

IT IS PROPER TO FLY OUR FLAG DAY AND NIGHT


There is no general prohibition in federal law regarding flying the Flag of our country 24 hours a day. Public Law 94-344, 94th Congress, amended Section 2 (a) of the act relating to our Flag to read as follows:

Section 2 (a) — It is the universal custom to display the Flag only from sunrise to sunset on buildings and on stationary flag staffs in the open. However, when a patriotic effect is desired, the Flag may be displayed 24 hours a day if properly illuminated during the hours of darkness.

Section 2 (c) — The Flag should not be displayed on days when the weather is inclement, except when an all-weather Flag is displayed.

For too many years we have hidden away the Stars and Stripes of **Old Glory** at sundown. We no longer need to deny **Our National Emblem** the opportunity to provide us with its thrilling sight during the hours of darkness.

**THE AMERICANISM COMMITTEE CHALLENGES EVERY LODGE
TO MAKE IT A PRIMARY PROJECT TO ILLUMINATE THEIR FLAG
SO IT MAY FLY 24 HOURS A DAY.**



“I AM YOUR FLAG”

Author Unknown

Some people call me Old Glory, others call me the Star Spangled Banner, but whatever they call me, I am your Flag — the Flag of the United States of America.

Something has been bothering me, so I thought I might talk it over with you, because you see, it is about you and me.

I remember some time ago people lined up on both sides of the street to watch the parade and, naturally, I was leading every parade, proudly waving in the breeze. When your daddy saw me coming, he immediately removed his hat and placed it against his left shoulder so that his hand was directly over his heart — remember?

What happened? I’m still the same old Flag. Oh, I have a few more stars since you were a boy and a lot more blood has been shed since those parades of long ago.

But now I don’t feel as proud as I used to. When I come down your street and you just stand there with your hands in your pockets, I may get a small glance and then you look away. Then I see children running around and shouting — they don’t seem to know who I am.

I saw a man take his hat off, then look around. He didn’t see anybody else with theirs off, so he quickly put it back on. And what about that night at the ball game, when they played the “Star Spangled Banner” and I waved so proudly in the breeze, but nobody bothered to sing? Oh, they stood up, all right, as sort of a mild patriotic gesture, but then they talked among themselves about the game and weather, but they did not sing. I felt hurt.

Is it a sin to be patriotic? Have you forgotten what I stand for and where I have been? Anzio, Guadacanal, Korea, Vietnam, and Persian Gulf. Take a look at the memorial honor rolls sometime — names of those who never came back — who gave their lives to keep this republic free.

One nation, under God. When you salute me, you are saluting them.

I may not be coming down your street for a long time, as it seems that patriotic parades are a thing of the past. But when I do, will you do me a big favor?

Stand up straight, place your right hand over your heart, and if they play the “Star Spangled Banner,” sing out loud and clear. I will salute you by waving back.

Show me you remember.

I AM YOUR FLAG.

SPONSOR COMMUNITY AMERICANISM PROGRAMS



HONOR NEW AMERICAN CITIZENS

Undertake a program to publicly honor our new Naturalized American Citizens. This event could range from hosting a coffee or cocktail party to participating in the actual swearing-in ceremony.

An impressive part of the ceremony could be a welcome by the Exalted Ruler and presentation of American Flags to each new citizen. A prominent local speaker and response by one of the new citizens could round out the event. The imaginative events that could work into this program are endless.

HONOR A CITIZEN FOR OUTSTANDING SERVICE

Has someone in your community, a member of the Elks or not, performed an outstanding public service or displayed an act of outstanding patriotism? Nothing could be more worthwhile than to honor him or her at a public ceremony. Such an event also would let our communities know that the Elks are always ready to recognize activities that honor our Country or our Flag.

The ceremony could be a simple presentation during a Lodge meeting or perhaps tied in with a scheduled civic meeting such as that of the Chamber of Commerce. If the event warrants it, don't hesitate to schedule a ceremony for the exclusive purpose of honoring the individual. This theme could be worked out for groups as well as individuals.

SET UP A FLAG HISTORY DISPLAY


Most Lodges already have the historical Flag set used in the Flag Day Ritual. If you do, you have the material for a tremendous display of our Flag's history.

Select a location where there is considerable foot traffic, such as a bank lobby, theater, hotel lobbies, storefront windows, any well-traveled place.

Display each Flag with an accompanying sign or poster explaining its historical significance. Be sure the display is identified as being sponsored by your Lodge. Once the display is arranged, make contacts in other communities or districts of your area so that the display can be moved to several locations.

Historic 8-Flag set can be ordered from the Grand Secretary's Office Code 541300 (shipping@elks.org).

“GET OUT THE VOTE” PROGRAM



Citizenship in our great Country conveys many rights and privileges. Along with these rights and privileges there is also a responsibility to exercise our individual right to vote.


We, as Elks, recognize the right to vote as a cherished possession and should encourage our Members and other citizens of our communities to exercise this right. It is a privilege not everyone in our present world can claim.

The Grand Lodge Government Relations Committee sponsors a “Get out the Vote” Program, and we encourage maximum support of this effort to assist any and all citizens to register and to vote.

Americanism may be defined as an attachment or allegiance to the traditions, interests and ideals of our United States and to the political principles and practices essential to American national culture. Our active participation in the voting process is necessary for the survival of our way of life.

ESSAY CONTEST

The Grand Lodge sponsors an Americanism Essay Contest for Grades 5th, 6th, 7th and 8th. The theme for each year’s contest is announced at the Grand Lodge Session along with the rules, criteria and suggested dates for entry for Lodge, State and Grand Lodge judging. The Lodge Contest should include all schools within the jurisdiction of the Lodge.



Further information can be found on the B.P.O.Elks Web site www.elks.org/grandlodge/americanism

HONOR AWARDS FOR NEWS MEDIA

To be an Elk, you must be a good citizen. You must be well informed about the affairs of your community, state, nation and the world. The news media is so helpful in this important phase of citizenship, and they deserve our plaudits when they perform well.

Your Grand Lodge Americanism Committee strongly recommends that each Subordinate Lodge create a special subcommittee (if necessary) and set aside one day each year as “RESPONSIBLE NEWS MEDIA HONOR AWARDS” (Night or Day). At this meeting, suitable awards should be presented to newspapers, radio and television stations. There should be separate awards for newspapers and broadcast media, but if you wish to split three ways, awards may be given to a newspaper, a radio station and a television station.

The criteria should be fairness, diligence and objectivity of reporting. What is called “hard news” should be presented in a factual, accurate manner without editorial or personal opinions injected. Commentaries and/or editorials should be clearly labeled as such. This conforms to the ethics of the profession, which we would like to encourage.

A suitably inscribed certificate or plaque should be given to the winning medium’s highest-ranking official available, either at an awards banquet, a luncheon or a Lodge meeting. Plans should be made far enough in advance to ensure adequate news coverage of the event.

We recommend that a special subcommittee of your Public Relations Committee be given this responsibility. It is a once-a-year project that can improve your relationship with the news media for the mutual benefit of all concerned.

In addition, “We vigorously support a free press, which includes the broadcast media. We should let our government know that we do not condone the removal of one of our most precious rights by arbitrary action of any branch of government. It is better to have even an unfriendly press than no press at all.”

“Any compromise on an absolute shield law for journalists that would be acceptable to politicians should not be acceptable to the press and public. Any qualifications of a newsman’s prerogative is an abridgment of basic constitutional rights — both federal and state.”

“The Americanism Committee strongly suggests that each Subordinate Elks Lodge adopt a resolution at a regular Lodge session to the effect that we strongly deplore the action of any government agency to suppress the press.” Send copies of the resolution to local newspapers and broadcast media as well as to Senators and Representatives.

A DECLARATION OF AMERICAN PRINCIPLES

AS ADOPTED BY THE
BENEVOLENT AND PROTECTIVE ORDER OF ELKS
OF THE UNITED STATES OF AMERICA

- 1. MORAL VALUES** are the basis of our society, and the responsibility of each citizen to live by these moral values is fundamental to the welfare and progress of our society. These moral values include honesty of word, deed and purpose; brotherly love that requires us to be fair with our fellow men and just in our relations with them; faithful performance of our labor in every honorable calling; and a recognition that each of us has the duty to contribute to the best of his or her ability to the advancement of the general welfare.
- 2. FREEDOM HAS** made America. Not just political freedom, but the whole environment of freedom is responsible for the tremendous progress of our Nation since its revolutionary birth in 1776. Freedom encourages initiative, experiment, invention, enterprise. Freedom lets citizens choose their work, encourages individuals to discover their talents and make the most of them. In consequence we have a standard of living higher than any nation has enjoyed, a material abundance more widely shared among all our people than ever before and a high level of intellectual and cultural attainment. Every citizen is the beneficiary of the freedom that has unleashed the abilities of the American people and provided the incentive for their maximum use.
- 3. INHERENT IN** the American concept of freedom is the integrity of the individual. Individualism makes each person primarily responsible for himself, his welfare, his success or failure. Freedom lays upon each person the individual responsibility and duty of citizenship. A free society will emphasize individualism and individual responsibility as the sure way to produce democratic leadership and preserve freedom.
- 4. SELF-GOVERNMENT** presupposes the duty of every citizen to obey the established government and to employ only those lawful methods of reason and persuasion that are open to all of us to achieve political action. It follows that government by the majority must be reasonable in the exercise of its authority and protect the rights and interests of the minority.
- 5. OUR ABILITY** to change our institutions and practices, through orderly process of law, to accommodate to changing needs has helped our Nation to develop, as it will in the future. All proposals for change in our institutions should be weighed carefully by all citizens to determine whether such change will reduce or add to our freedom. Our goal should be more freedom, not less. We must guard against the growth of governmental power through surrender of civil right and individual freedom for contemporary gain at the expense of future generations.
- 6. THE TENDENCY** of groups to seek preferential treatment from government breeds rivalries dangerous to political stability, is harmful to genuine economic growth and leads to fragmentation of society rather than to unity and strength. All groups of citizens ought to measure political and economic proposals advanced in their own interest against their effect on the whole nation.
- 7. WE BELIEVE** that the time has come when all citizens who believe in these principles should speak up for them and set an example by applying them fully in their daily lives. We urge those in positions of leadership and influence — clergymen, educators, business executives, holders of public office, leaders of labor, intellectuals, editors, radio and television producers, motion picture producers and all others — to assume a greater responsibility for the wider understanding of these principles and their practical application in the day-to-day lives of the people.

(Above included in Heritage Corner Kit — Code 541300.)

A LAW AND ORDER NIGHT FOR YOUR LODGE!



To demonstrate Elksdom's support of Law and Order, each Lodge should set aside a Law and Order Night to laud those people in the community charged with the responsibility of upholding the law and administering justice. This will help defeat organized efforts on the parts of groups who are trying to drive a wedge of misunderstanding between the public and our established law enforcement agencies.

Feature a dinner, if possible, at which awards would be presented to police or other law officers for outstanding service to the community. Be sure to invite community organizations, including local and state bar associations; PTA; youth groups; churches; and others. Your speaker for the evening should be the most respected and outstanding public figure you can obtain, and be sure to invite the media.

NOTE: In large cities, Lodges in the area could schedule a single dinner, co-sponsored by all the Lodges.

“ABOUT OUR FLAG” BROCHURES PROMOTE PATRIOTISM

These colorful and informative brochures are made available through the Grand Lodge to assist your Lodge and your Members in the Elks Americanism Program of educating the community about our Nation and encouraging respect for its principles and symbols. Distribution in schools, at shopping malls and as part of parades and other community patriotic observances not only contributes to pride in America and its greatness, but also demonstrates to your fellow citizens that your Lodge and the Order of Elks are dedicated to loving and defending our Flag and all it represents.

Order Code 571200 from the Grand Secretary (shipping@elks.org)

PLEASE NOTE: If you are planning to distribute an exceptionally large quantity of any items available from the Grand Secretary, such as “About Our Flag” brochures, contact the Grand Secretary's office in advance of the event to make sure an adequate supply is either on hand or can be obtained in sufficient time to satisfactorily complete your order.

The Grand Secretary also carries U.S. Historic Flags, U.S. Flag Sets complete with Staff, Eagle Finial, Cords and Base, as well as indoor or outdoor replacement U.S. Flags in either 3-by-5 or 4-by-6-foot sizes and replacement Bases. Consult Page 18 and the latest [G/L Supplies Listing \(Code 5725\)](#).

CONSTITUTIONAL GOVERNMENT IS DESIGNED TO SERVE FREE PEOPLE!

CANONS OF AMERICAN CITIZENSHIP

CONSTITUTIONAL GOVERNMENT IS DESIGNED TO SERVE FREE PEOPLE.

EVERY AMERICAN CITIZEN SHOULD RECOGNIZE THE DUTY TO:

- 1) Uphold the laws of the United States, and the states and communities.
- 2) Defend our country from invasion and our government from overthrow by force, violence or subversion.
- 3) Encourage respect for law and order and insist upon solutions of differences and grievances by processes of law and never by resort to violence or other unlawful means.
- 4) Support those charged with the enforcement and administration of our laws; voluntarily act as a witness and serve as a juror.
- 5) Harbor no prejudice against anyone because of race, religion or national origin.
- 6) Maintain pride in family, heritage and church as well as in community, state and nation.
- 7) Keep informed on issues and candidates, and vote in every election.
- 8) Respect the rights and opinions of others.
- 9) Acknowledge that ‘responsibilities’ are as important as ‘rights’ in the preservation of freedom and justice.
- 10) Participate in religious, charitable, civic, educational or other activities to promote the welfare of the community.



Drafted by American Bar Association

THE RESPONSIBILITY OF EVERY TRUE AMERICAN is to personally understand and maintain the American way of life; to honor it by his or her own exemplary conduct; and to pass it intact to succeeding generations. **INDEPENDENCE** brought forth political and economic **RIGHTS** that protect the dignity and freedom of the individual.

- Right to Worship God in One's Own Way.
- Right to Free Elections and Personal Secret Ballot.
- Right to Free Speech and Press.
- Right to Work in Callings and Localities of Our Choice.
- Right to Peaceably Assemble.
- Right to Bargain with Our Employers and Employees.
- Right to Petition for Redress of Grievances.
- Right to Go into Business, Compete, Make a Profit.
- Right to Privacy in Our Homes.
- Right to Bargain for Goods and Services in a Free Market.
- Right of Habeas Corpus — No Excessive Bail.
- Right to Contract About Our Affairs.
- Right to Trial by Jury — Innocent Until Proved Guilty.
- Right to the Service of Government as a Protector and Referee.
- Right to Move About Freely at Home and Abroad.
- Right to Freedom from Arbitrary Government Regulation and Control.
- Right to Own Private Property.

SUPPORT
NATIONAL PATRIOTISM WEEK
(BEGINS WITH THIRD MONDAY OF FEBRUARY EACH YEAR)

- 1) Call upon the people in your community to commemorate National Patriotism Week with appropriate celebrations and observances. Request Governor and Mayor to issue a proclamation designating this week as “National Patriotism Week” (*Your Grand Lodge Area Americanism Committee Member can furnish a sample proclamation*).
- 2) Encourage primary and secondary schools to adopt an appropriate curriculum for the week, including such elements as the study of the Pledge of Allegiance; the National Anthem; National Symbols, Seal and Motto; and National Heroes.
- 3) Encourage Junior High and High Schools to establish a HERITAGE CORNER in their school, and present the school Principal with an American Heritage Corner Kit.
- 4) Request local, state and federal agencies to recognize the week by such action as they may deem appropriate.
- 5) Plan Lodge activities to commemorate NATIONAL PATRIOTISM WEEK.
- 6) Contact your Grand Lodge Americanism Committeeman for additional information.



**HONOR
OUR
FLAG**

AMERICA IS FREEDOM

SUPPORT PATRIOTISM ALL YEAR
WITH
WINDOW PLACARDS (9" X 21")*

***Window Placards (Code 570900)** are available from the Grand Secretary. The Window Placards could be given to businesses in your area for display in storefront windows.

“HONOR OUR FLAG” DECAL



Use it on motorcars; doors or windows of homes and stores; in offices; or any display counters where seen by the general public.

Get a Committeeman to make distribution of decals for your Lodge, but remember NOT to use them in any manner that would desecrate the symbol of our Country. (Your Scout Troop may like to distribute these for you at local shopping centers on patriotic holidays.)

Code No. 570800 — Package of 100 Decals. Size is 4" in diameter

Order Decals Directly From the Grand Secretary! (shipping@elks.org)

PLEASE NOTE: If you are planning to distribute an exceptionally large quantity of any items available from the Grand Secretary, such as “Honor Our Flag” decals contact the Grand Secretary’s office in advance of the event to make sure an adequate supply is either on hand or can be obtained in sufficient time to satisfactorily complete your order.

AMERICAN FLAG LAPEL PINS

ENCOURAGE YOUR MEMBERS TO WEAR THE SYMBOL OF FREEDOM PROUDLY!!!

Please refer to the Americanism Annual 4-page supplement for the latest informatin on current pricing and where to order.



NOT AVAILABLE THROUGH THE GRAND SECRETARY’S OFFICE!

B.P.O. ELKS AMERICANISM ITEMS

OFFICE OF THE GRAND SECRETARY

2750 N. LAKEVIEW AVENUE

CHICAGO, IL 60614-1889

PHONE (773) 755-4700 • FAX (773) 755-4701

E-MAIL: shipping@elks.org

ITEM # DESCRIPTION

512000 AMERICANISM COMMITTEE MANUAL
540000 U.S. FLAG, 6x10FT.OUTSIDE NYLON
540100 CANDIDATE FLAGS (BOX OF DOZ.)
540200 REPLACEMENT EAGLE FINIAL - STYRENE
540300 U.S.FLAG SET, 3x5 FT., WITH STAND
540400 U. S. FLAG SET, 4x6 FT., WITH STAND
540500 U. S. COTTON FLAG, 2x3 FT., WITH WALL BRACKET (min. order of 6)
540600 U. S. FLAG, 5x8 FT., OUTSIDE NYLON
540700 FLAG STAND, 1 OR 1¼ IN. BORE
540701 2-PART FLAG POLE, 8FT.
540800 U.S. FLAG 3x5 FT. REPL. INSIDE WITH FRINGE
540900 U.S. FLAG 4x6 FT., REPL. INSIDE WITH FRINGE
541000 U.S. FLAG, 4x6 FT., OUTSIDE NYLON
541100 U.S. FLAG, 3x5 FT., OUTSIDE NYLON
541200 U.S. FLAG SET – F.O.B. SHIPPING POINT
541300 HISTORIC 8-FLAG SET (INCLUDES 1 EACH OF 541301 - 541308)
541301 HISTORIC FLAG – GADSDEN (SNAKE) WITH POLE
541302 HISTORIC FLAG – PINE TREE, WITH POLE
541303 HISTORIC FLAG – GRAND UNION, WITH POLE
541304 HISTORIC FLAG – BETSY ROSS (13- STAR), WITH POLE
541305 HISTORIC FLAG – 15 STAR, WITH POLE

ITEM # DESCRIPTION

541306 HISTORIC FLAG – 20 STAR, WITH POLE
541307 HISTORIC FLAG – 48 STAR, WITH POLE
541308 HISTORIC FLAG – 50 STAR, WITH POLE
552000 CERTIFICATE OF APPRECIATION (PKG. OF 25)
552800 GOLD SEALS FOR CERTIFICATES (OPTIONAL) (PKG. OF 25)
570800 HONOR OUR FLAG DECALS (PKG. OF 100)
570900 HONOR FLAG WINDOW PLACARDS (9"x21") (SET OF 10)
571100 OUTDOOR BILLBOARD POSTER (Out of stock — discontinued)
571200 “ABOUT OUR FLAG” BROCHURES *QUANTITY DISCOUNTS AVAILABLE
571400 HERITAGE CORNER KIT
571500 U. S. HISTORY POSTER
572500 PRICE LIST OF ALL ITEMS AVAILABLE FROM G/L OFFICE
575000 PLEDGE OF ALLEGIANCE COMPLETE KIT INCLUDING VIDEO
575001 PLEDGE OF ALLEGIANCE COLORING BOOKS (30 PER PACK)
575002 PLEDGE OF ALLEGIANCE CERTIFICATES (30 PER PACK)
575003 PLEDGE OF ALLEGIANCE FLAG STICKERS (30 PER SHEET)
575004 PLEDGE OF ALLEGIANCE CARDS (30 PER PACK)
575005 VIDEO ONLY, PLEDGE OF ALLEGIANCE

The Flag Code

In order that we may be knowledgeable on the laws relating to the Flag of the United States of America, we should read the details spelled out in the United States Code. Title 4, Chapter 1 pertains to the Flag and Seal, Seal of Government and the States; Title 36, Chapter 10 pertains to patriotic customs and observations. These laws were supplemented by Executive Orders and Presidential Proclamations. All are important, but we only have space for a limited amount which pertain to Patriotic Customs.

171. National Anthem; Star Spangled Banner, Conduct During Playing.

During rendition of the National Anthem when the Flag is displayed, all present, except those in uniform, should stand at attention facing the Flag with the right hand over the heart. Persons not in uniform should remove their headdress with their right hand and hold it at the left shoulder, the hand being over the heart. Persons in uniform should render the military salute at the first note of the anthem and retain this position until the last note. When the Flag is not displayed, those present should face the music and act in the same manner that they would if the Flag were displayed there.

172. Pledge of Allegiance to the Flag; Manner of Delivery.

The Pledge of Allegiance to the Flag should be rendered by standing at attention facing the Flag with the right hand over the heart. When not in uniform, men should remove their headdress with their right hand and hold it at the left shoulder, the hand being over the heart. Persons in uniform should remain silent, face the Flag and render the military salute.

177. Conduct During Hoisting, or Lowering, or Passing of the Flag.

During the ceremony of hoisting or lowering the Flag, or when the Flag is passing in a parade or in review, all persons present, except those in uniform should face the Flag and stand at attention with the right hand over the heart. Those present in uniform shall render the military salute. When not in uniform, men should remove their headdress with their right hand and hold it at the left shoulder, the hand being over the heart. Aliens should stand at attention. The salute to the Flag in a moving column should be rendered at the moment the Flag passes.

Care of Your Flag

The life of your Flag depends on your care. Dirt can cut fabrics, dull colors and cause wear. Most outdoor Flags can be washed in mild detergent and thoroughly rinsed. Indoor and parade Flags should be dry cleaned. Damaged Flags can be repaired and utilized as long as the overall dimensions are not noticeably altered. American Legion posts and local governments often have facilities to dispose of unserviceable Flags. Store your Flags in a well-ventilated area away from harsh chemicals or cleaning compounds. If your Flag gets wet, never store it until completely dry. Wet folds cause permanent creases. Dampness ruins fabric and causes mildew. Pole care is also related to Flag care. Rust and scale cause permanent stains and some metallic oxides eat holes in fabric.

LODGE AMERICANISM BROCHURE CONTEST

RULES



Start now saving all press clippings, photographs, printed programs, reports, snapshots of posters, bulletin publicity or other material reflecting your programs on Americanism this year. Do not include the pictures and articles on Hoop Shoot, Scholarships, Major Projects and similar programs. These activities do not pertain to the Americanism programs and should not be included in your Americanism brochure unless to demonstrate that the appropriate Flag Salutes and Allegiance were adhered to in conducting these programs.

Brochures do not have to be of an elaborate design. The explicit purpose of the brochure is to illustrate in an orderly manner, by pictures, press clippings and any other type of publicity, what your Lodge has accomplished in the promotion of the subjects shown in the Grand Lodge Americanism brochure. Don't be apprehensive about submitting your Lodge's brochure. If the Grand Lodge Americanism Program has been followed or your Lodge has made a contribution to Americanism in some other form, don't hesitate to include it in your brochure.

Three awards will be given to the winners of each membership division based on the total number of points earned. Plaques will be awarded to winners, and a Certificate of Appreciation presented to all Lodges that participate.

Three points will be earned for each Americanism program performed. An additional 10 points can be earned for the quality of the program: 10 points given for an outstanding program and 0 points for not having a program. The better the program, the higher the points. Page 2 of the Americanism Manual outlines the various programs of the Americanism Committee. Brochures can earn extra points with other activities such as July 4th picnic, Memorial Day function and other ideas that show that ELKS are leaders in AMERICANISM.

For additional information visit the Elks Web Site www.elks.org/grandlodge/americanism

LODGE AMERICANISM BROCHURE CONTEST

SIZE OF BROCHURE: CONTENTS NOT TO EXCEED 8½" wide by 11" high by 3½" thick OVERALL. CONTENTS should be neatly arranged and submitted in a standard loose-leaf folder or three-ring type school binder. Include a cover letter with Lodge seal and Secretary's signature attesting membership as of March 31st to indicate division category. Brochures exceeding any of the size dimensions will not be judged.

SUBORDINATE LODGES AMERICANISM CONTEST

ENTRIES WILL BE JUDGED IN THE FOLLOWING *DIVISIONS:

Division 1 — Lodges under 301 Members Division 4 — Lodges with 701 thru 1,100 Members
Division 2 — Lodges with 301 thru 500 Members Division 5 — Lodges with 1,101 thru 1,500 Members
Division 3 — Lodges with 501 thru 700 Members Division 6 — Lodges with over 1,500 Members

*SUBJECT TO CHANGE

OUTSTANDING STATE ASSOCIATION AMERICANISM CONTEST (CERTIFIED FORM)

State Associations Americanism Committees will be judged with the submission of the certified "Outstanding State Americanism Committee Report Form." This official form will be supplied to the State Americanism Committee Chairmen by their Area Grand Lodge Americanism Committee Member.

ENTRIES WILL BE JUDGED IN THE FOLLOWING *DIVISIONS:

Division 1 — Up to 12,000 Members
Division 2 — 12,001 thru 24,000 Members
Division 3 — 24,001 and up Members

*SUBJECT TO CHANGE

SOME OF THE CRITERIA:

Activities of State Association Americanism Committee at State Association Meetings and District Deputy Clinics, Communication with Lodges, Participation of Lodges in Brochure Contest, Participation of Lodges in Essay Contest, and Participation of Lodges in Programs outlined in the Grand Lodge Americanism Manual.

GENERAL RULES FOR BOTH CONTESTS

Both contests will be presented for the first-, second- and third-place winners in each division at the annual Grand Lodge Convention in July. Winners will be informed prior to the convention.

DEADLINE DATE — BROCHURES AND FORMS must be **POSTMARKED ON OR BEFORE MARCH 31ST** of each year to the designated committeeman. Brochures and Forms **postmarked after March 31st will NOT** be judged. Plan your mailing accordingly.

Don't forget to have your Secretary attest the membership, Sign the cover sheet and affix the Lodge seal. Pack securely, address clearly and be sure to use adequate postage.

See current year Elks Americanism Bulletin Supplement to Grand Lodge Americanism Manual for name and address of your Area Grand Lodge Americanism Committeeman.

Be sure to **pick up your brochures or forms** at the **Americanism Booth** at the **CONVENTION HEADQUARTERS** before departing from the convention. The Americanism Committee **will not be returning any of the brochures or forms**. It will be your responsibility to make arrangements for pick up. Those not picked up will be disposed of locally.

AMERICA IS FREEDOM



AMERICA IS FREEDOM

I Am Old Glory

I Am Old Glory: For more than eleven* score years I have been the banner of hope and freedom for generation after generation of Americans. Born amid the first flames of America's fight for freedom, I am the symbol of a country that has grown from a little group of thirteen colonies to a united nation of fifty* sovereign states. Planted firmly on the high pinnacle of American Faith my gently fluttering folds have proved an inspiration to untold millions. Men have followed me into battle with unwavering courage. They have looked upon me as symbol of national unity. They have prayed that they and their fellow citizens might continue to enjoy the life, liberty and pursuit of happiness, which have been granted to every American as the heritage of free men. So long as men love liberty more than life itself; so long as they treasure the priceless privileges bought with the blood of our forefathers; so long as the principles of truth, justice and charity for all remain deeply rooted in human hearts, I shall continue to be the enduring banner of the United States of America.

*Updated. Originally written by Marine Master Sergeant Percy Webb (1879-1945). Sergeant Webb wrote this famous Flag tribute in the original "Our Flag" booklet distributed at the Chicago World's Fair, 1933.

